



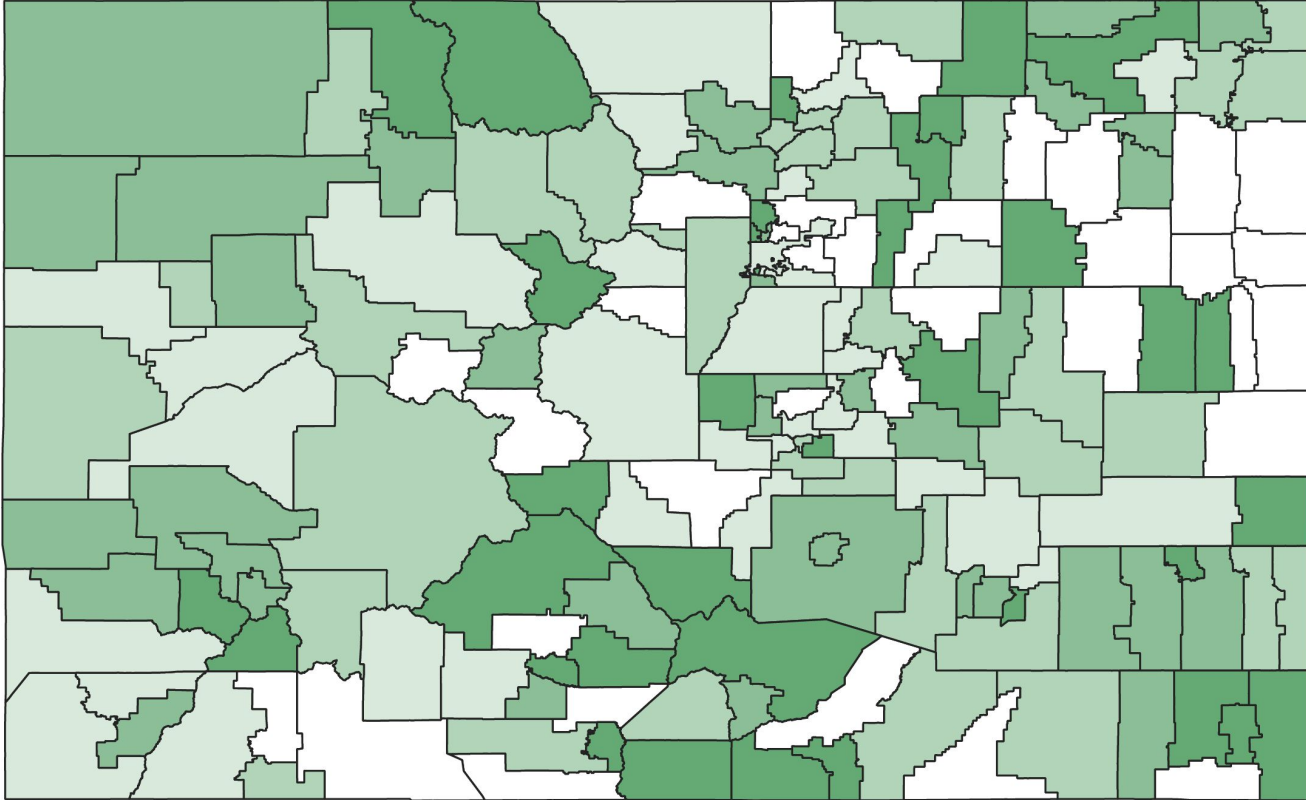

PRESENTATION TO CAÑON CITY SCHOOLS

OCTOBER 8 2018

# THE OUTLIERS

THE STATE OF COLORADO  
SCHOOL DISTRICTS 2018

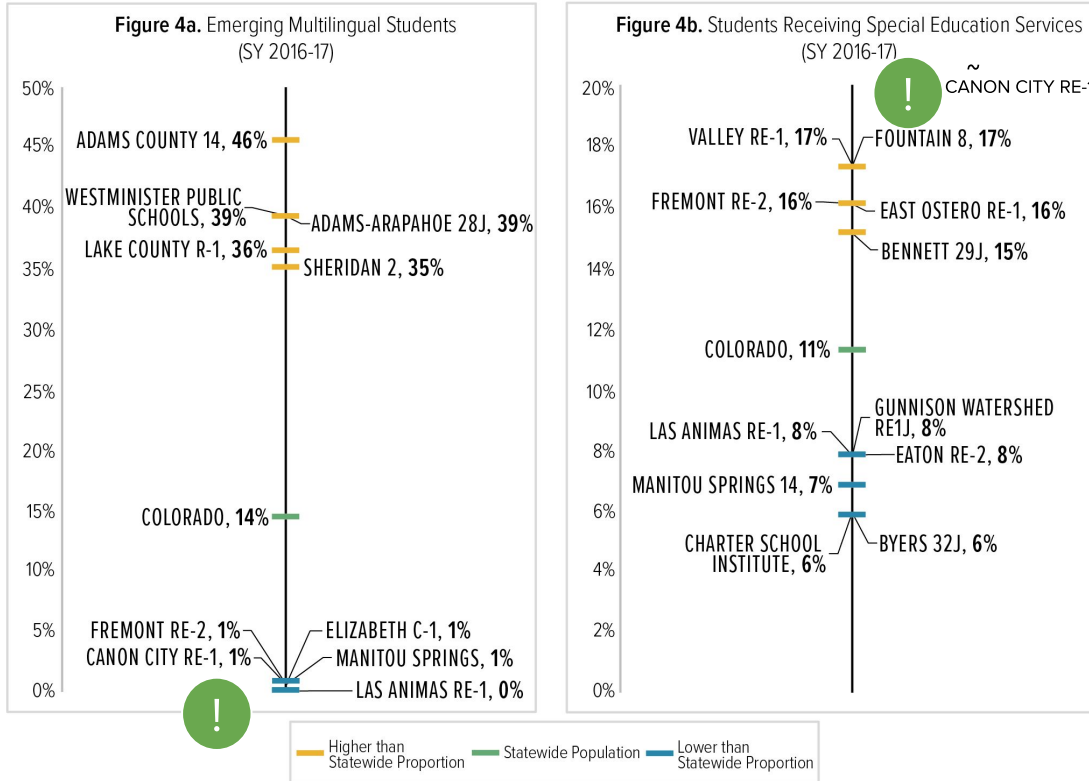
# INTRODUCTION



# STUDENT DEMOGRAPHICS



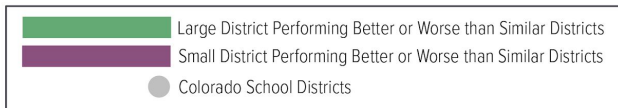
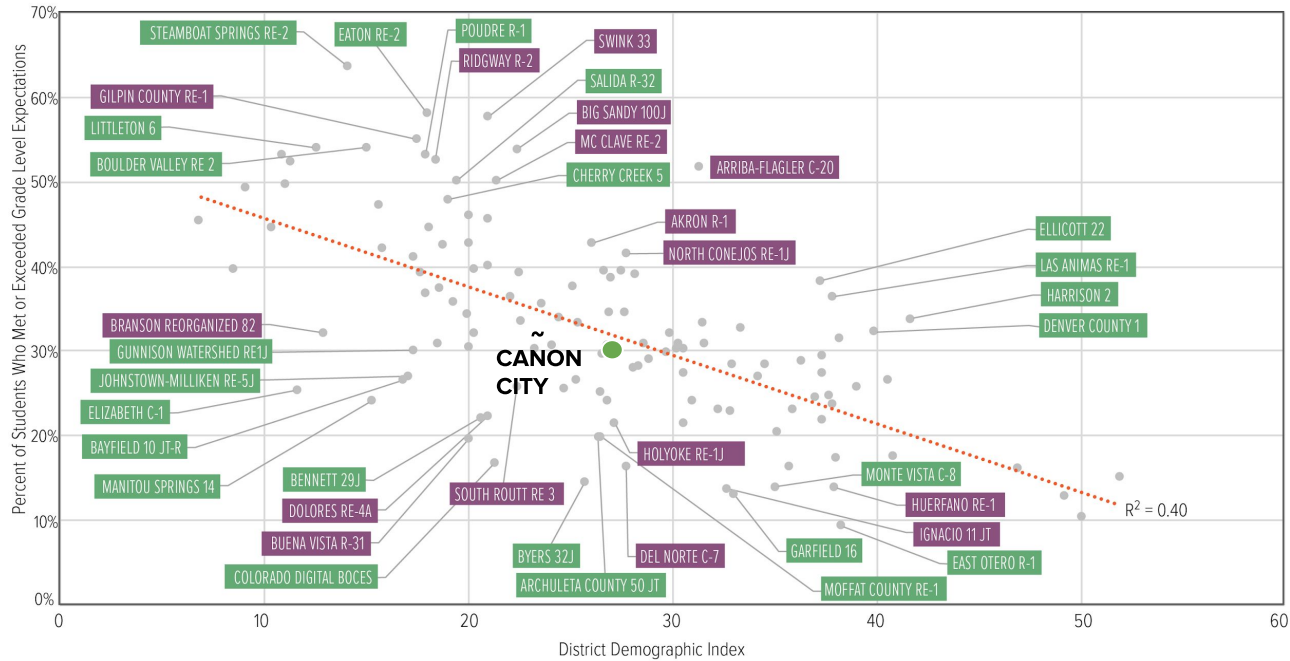
**Figure 4.** Large Districts with Highest and Lowest Proportions of Students Receiving Specific Services



# STUDENT ACHIEVEMENT IN ELEMENTARY AND MIDDLE SCHOOL



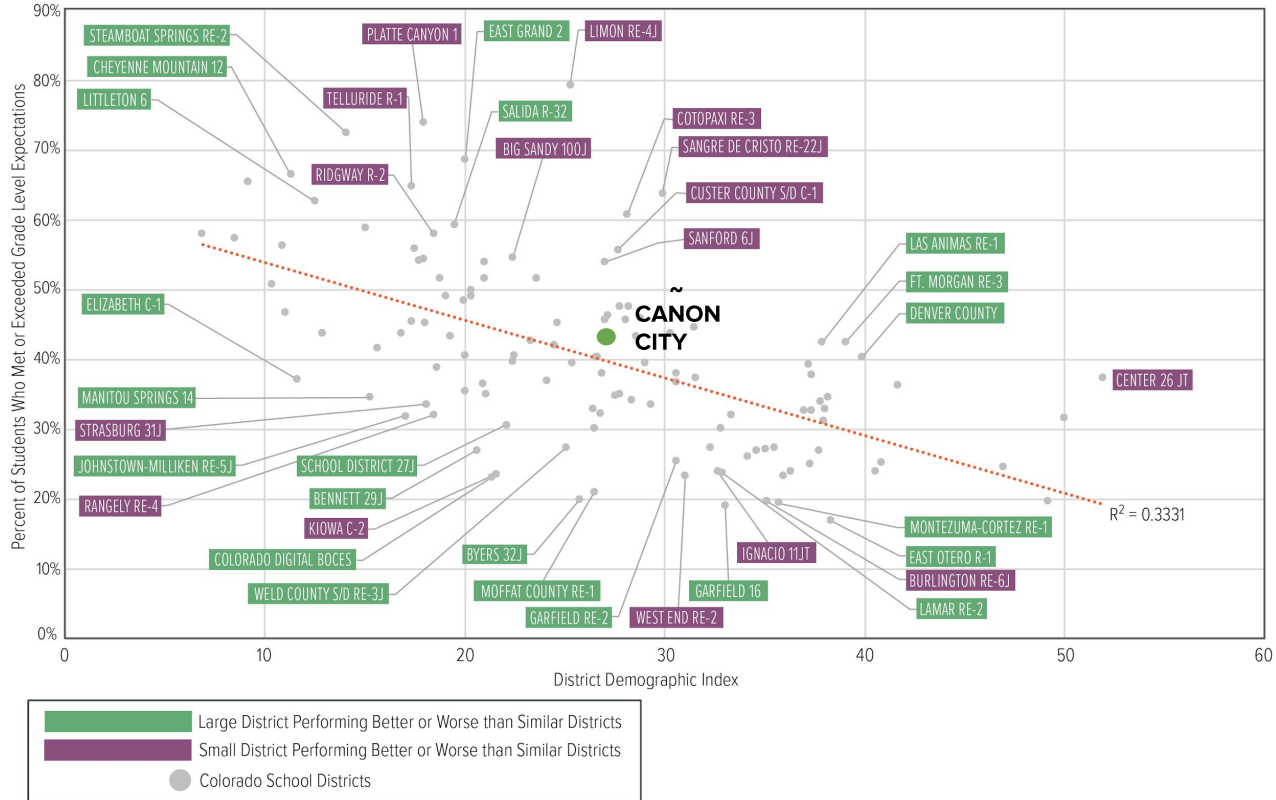
Figure 9b. The Outliers: Elementary Math 2017




# STUDENT ACHIEVEMENT IN ELEMENTARY AND MIDDLE SCHOOL



Figure 10. The Outliers: Middle School English Language-Arts 2017



# STUDENT ACHIEVEMENT IN ELEMENTARY AND MIDDLE SCHOOL



**Figure 7b.** Top 10 Improved Large School Districts -% of Students Who Met or Exceeded Grade Level Expectations, 2015 to 2017 - Elementary Math

RANK	DISTRICT	Δ 2015-2017	% OF STUDENTS WHO MET GRADE LEVEL - 2017
1	EATON RE-2	18%	58%
2	SALIDA R-32	12%	50%
3	WOODLAND PARK RE-2	11%	35%
4	LITTLETON 6	10%	54%
4	LAKE COUNTY R-1	10%	17%
6	ASPEN 1	9%	39%
6	ROARING FORK RE-1	9%	31%
6	SCHOOL DISTRICT 27J	9%	36%
9	POUDRE R-1	8%	53%
10	CAÑÓN CITY RE-1	7%	30%
10	WELD COUNTY S/D RE-3J	7%	37%
10	ENGLEWOOD 1	7%	22%

**Figure 8.** Top 10 Improved Large School Districts -% of Students Who Met or Exceeded Grade Level Expectations, 2015 to 2017 - Middle School English Language Arts

RANK	DISTRICT	Δ 2015-2017	% OF STUDENTS WHO MET GRADE LEVEL - 2017
1	VALLEY RE-1	23%	47%
2	EAST GRAND 2	18%	68%
3	STEAMBOAT SPRINGS RE-2	14%	72%
4	FREMONT RE-2	10%	37%
4	ELLCOTT 22	10%	39%
6	PLATTE VALLEY RE-7	9%	51%
7	ARCHULETA COUNTY 50JT	9%	33%
7	CAÑÓN CITY RE-1	9%	43%
9	LITTLETON 6	8%	63%
10	WESTMINSTER P.S.	8%	25%



# CONCLUSION



## State-Level Policy Recommendations

- The state must provide **access to data and information** about who schools are serving and how those students are doing
- The **accountability** system must spur action
- Partnerships between the state and local districts must **transfer learnings**

## District-Level Policy Recommendations

- Districts must create **local transparency** so that families and communities can understand how schools serve students
- School improvement strategies must **empower communities**, and be created in partnership
- Districts must focus on creating **high-quality schools**