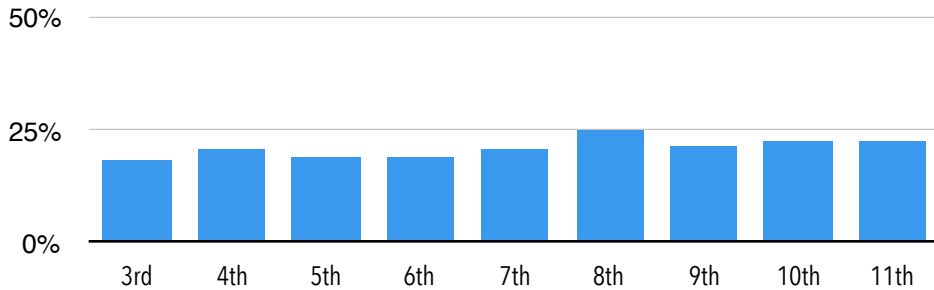


AURORA: 2015 PARCC RESULTS



ENGLISH LANGUAGE ARTS RESULTS

% Students Who Met or Exceeded Expectations (2015)

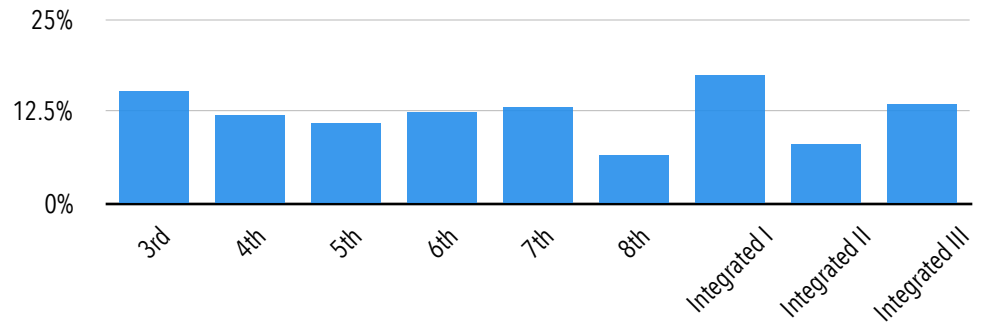


Note: 2015 Participation in 10th Grade ELA was 74.4%, and in 11th Grade ELA was 53.3%. These results should be used cautiously. 2015 Participation in Elementary and Middle School grades is above 94%, and in grade 9 is 86%

Note: There is variability and choice in which math assessments 7th-11th graders took. All tests included in the results above had more than 1,500 APS students participate, but their grade level is unknown. 7th graders could take 7th Grade Math, Algebra I, or Integrated Math I, and 8th graders could take 8th Grade Math, Algebra I, Integrated Math I or II, or Geometry. Students in 9th, 10th, and 11th grade could take Algebra I, Algebra II, Geometry, or Integrated Math

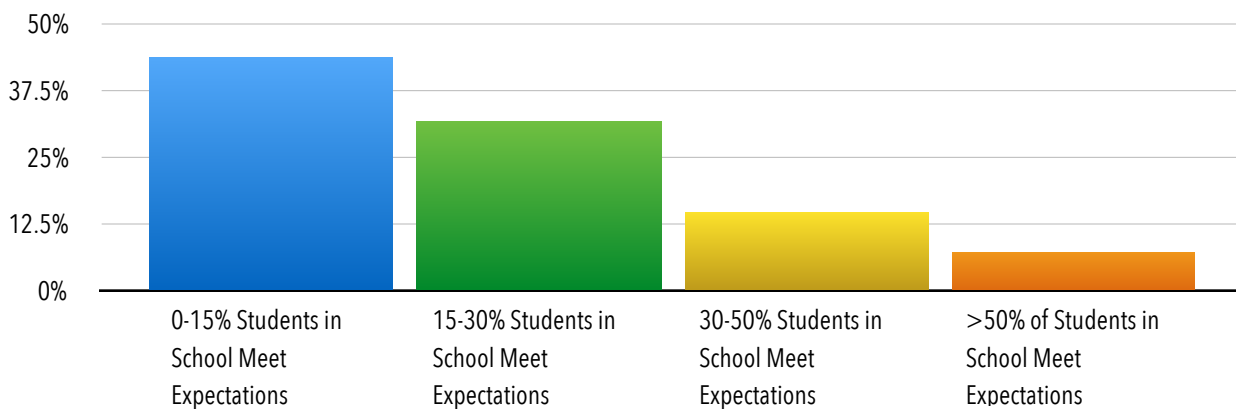
MATH RESULTS

% Students Who Met or Exceeded Expectations (2015)



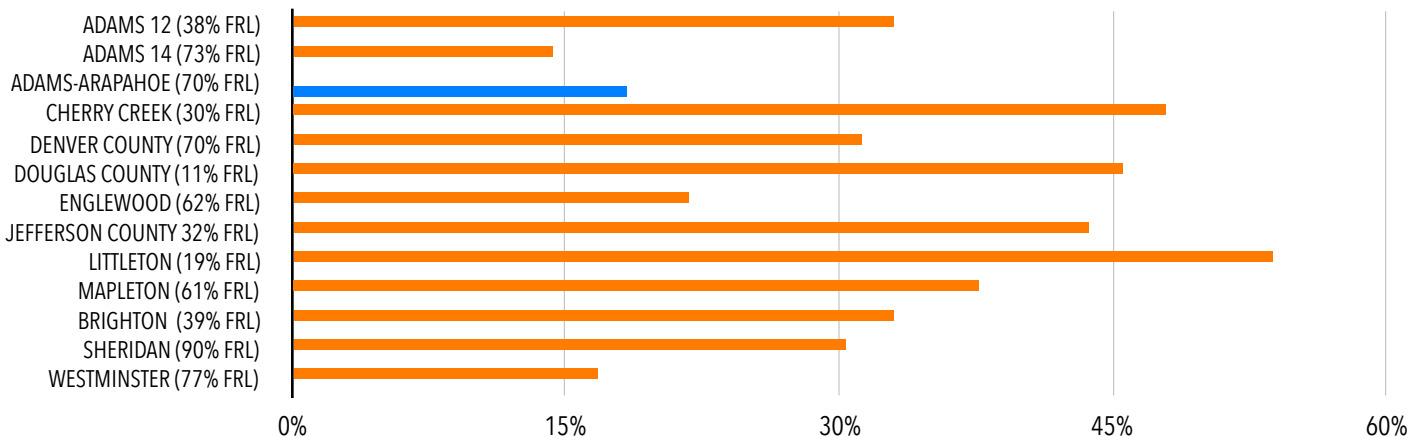
APS SCHOOL LEVEL PERFORMANCE

% SCHOOLS WITH GIVEN PERCENTAGES OF STUDENTS AT BENCHMARK: 3RD GRADE ENGLISH LANGUAGE ARTS (2015)

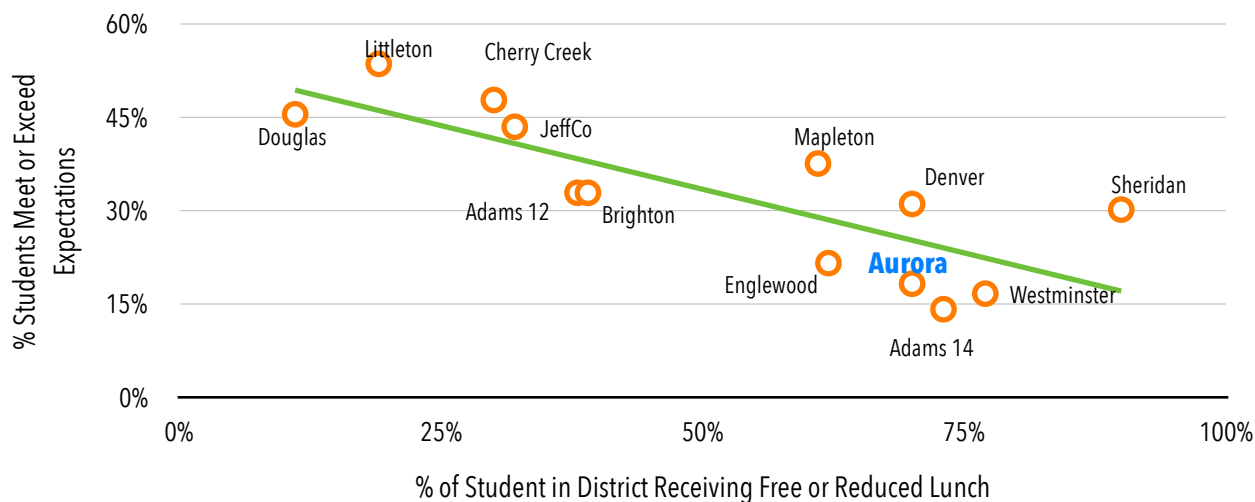


HOW IS AURORA DOING COMPARED TO DENVER METRO AREA DISTRICTS?

3RD GRADE ENGLISH LANGUAGE ARTS: % Meets or Exceeds Expectations (2015)

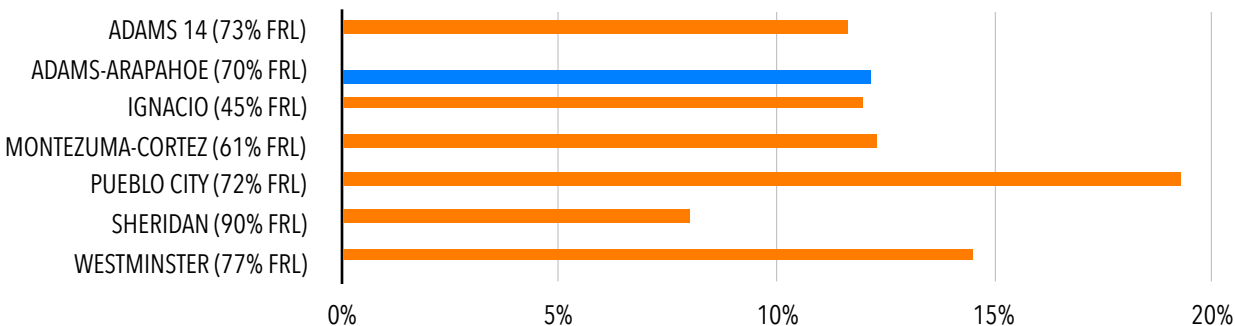


3RD GRADE ENGLISH LANGUAGE ARTS (2015)



AND COMPARED TO DISTRICTS ON THE ACCOUNTABILITY CLOCK?

4th GRADE MATH: % Meets or Exceeds Expectations (2015)



Note: There is insufficient data to report on Julesburg and Aguilar Reorganized. San Juan BOCES is a 7-12 program.



See more information on how Aurora Public Schools are performing:
<http://ifnotnowcoalition.wix.com/home>